

Engineers note pad - Ultra Universal Relay

The relay has the following trigger options

- 1) With the control link in place - activation by supply of 9-30V AC or DC
- 2) Permanent supply to input - Control Link replaced with a switch
- 3) With link out activation from LOW current source:


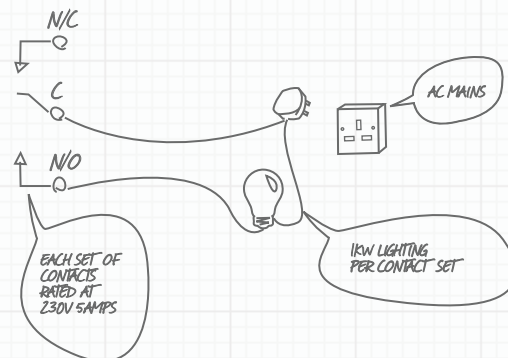
- a) Application of a HIGH signal to the HI terminal
- b) Application of a LOW signal to the LO terminal

Both the LOW current options are referenced to 0V and a permanent supply to the input is required

- 4) It is also possible to make the relay latch on after activation, thus it can be used as an event recorder where the relay energises and remains so until the supply is opened

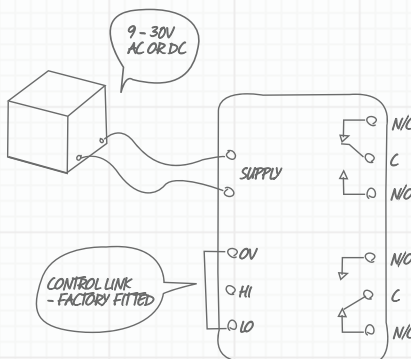
Bentley Security Projects Ltd, Dickinson Street, Oldham OL4 1HD
Tel: 0161 620 6992 | Email: sales@bentleysecurity.com
www.bentleysecurity.com

TYPICAL USE - SWITCHING FLOOD LIGHTS ON

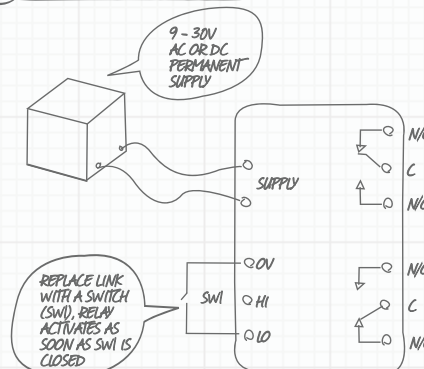


Ultra Universal Relay

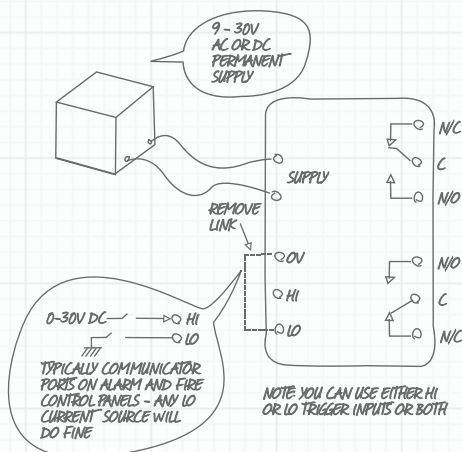
1. RELAY ACTIVATED BY SUPPLY



2. CONTROL LINK ACTIVATION



3. LOW CURRENT SOURCE TRIGGERING



4. LATCHING OPERATION

